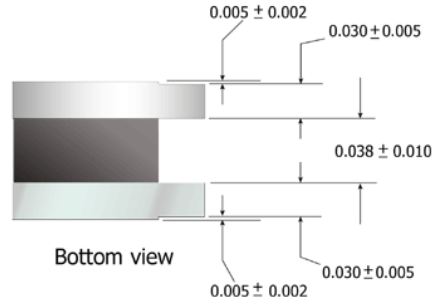
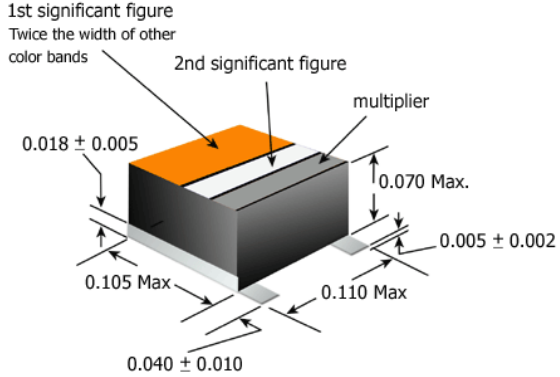


S8000 Series

MIL-STD-981, MIL-PRF-83446/8

Fixed Chip Inductor

QPL Approved



Tape & Reel (additional charge)	
Type	Reel (Qty)
Tabs	1,800
No Tabs	2,000


FEATURES

- Leadless device for minimum footprint
- Low EMI Radiation
- Low Thermal Expansion permits mounting on most substrate materials
- Custom Designs: Other electrical configurations and performance characteristics are available in various sizes and package types

SPECIFICATIONS

- Weight: 0.5 gram, maximum
- Operating temperature range: -55°C to 125°C
- Temperature rise (at 90°C): 35°C
- Altitude: 70,000 feet
- Dielectric withstanding voltage: Method 301 of MIL-STD-202, test voltage 500 Vrms
- Barometric Pressure: Method 105, test condition C, MIL-STD-202 (70,000 feet), test voltage 200 Vrms
- Outgassing meets NASA spec SP-R-0022A: TML < 1%
- Meets the requirements of MIL-PRF-83446 and MIL-STD-981, class S or class B
Class S parts are intended for critical flight and mission-essential ground support applications and any application that is critical to safety. Class B parts are for use in noncritical flight and non-mission-essential ground support applications.

Part or Identifying Number (PIN):



With Tabs		Without Tabs		Inductance ±10% (μH)	Q Min	Q Typ	Test Freq (MHz)	SRF Min (MHz)	DCR Max (Ω)	Current Max (mA)
Dash Number	C/ACM P/N	Dash Number	C/ACM P/N							
M83446/08-01	S8001	M83446/08-50	S8050	0.010	50	55	150	2000	0.025	750
M83446/08-02	S8002	M83446/08-51	S8051	0.012	50	55	150	2000	0.025	750
M83446/08-03	S8003	M83446/08-52	S8052	0.015	50	55	150	1800	0.040	750
M83446/08-04	S8004	M83446/08-53	S8053	0.018	50	55	150	1500	0.040	750
M83446/08-05	S8005	M83446/08-54	S8054	0.022	45	50	100	1400	0.040	750
M83446/08-06	S8006	M83446/08-55	S8055	0.027	45	50	100	1200	0.040	750
M83446/08-07	S8007	M83446/08-56	S8056	0.033	47	55	100	1100	0.050	640
M83446/08-08	S8008	M83446/08-57	S8057	0.039	47	55	100	1000	0.07	600
M83446/08-09	S8009	M83446/08-58	S8058	0.047	47	55	100	900	0.08	550
M83446/08-10	S8010	M83446/08-59	S8059	0.056	47	55	100	850	0.09	520
M83446/08-11	S8011	M83446/08-60	S8060	0.068	47	55	100	840	0.10	480
M83446/08-12	S8012	M83446/08-61	S8061	0.082	47	55	100	750	0.11	470
M83446/08-13	S8013	M83446/08-62	S8062	0.100	47	55	50	580	0.11	470
M83446/08-14	S8014	M83446/08-63	S8063	0.120	47	55	50	240	0.11	470
M83446/08-15	S8015	M83446/08-64	S8064	0.150	47	55	50	230	0.12	450
M83446/08-16	S8016	M83446/08-65	S8065	0.180	51	60	50	230	0.14	430
M83446/08-17	S8017	M83446/08-66	S8066	0.220	51	60	50	230	0.20	350
M83446/08-18	S8018	M83446/08-67	S8067	0.270	51	60	50	230	0.25	310
M83446/08-19	S8019	M83446/08-68	S8068	0.330	51	60	50	200	0.30	280
M83446/08-20	S8020	M83446/08-69	S8069	0.390	47	55	50	190	0.45	240
M83446/08-21	S8021	M83446/08-70	S8070	0.470	47	55	25	180	0.50	230
M83446/08-22	S8022	M83446/08-71	S8071	0.560	45	53	25	170	0.50	230
M83446/08-23	S8023	M83446/08-72	S8072	0.680	45	53	25	160	0.50	230
M83446/08-24	S8024	M83446/08-73	S8073	0.820	45	53	25	150	0.50	230
M83446/08-25	S8025	M83446/08-74	S8074	1.00	45	53	25	130	0.50	230
M83446/08-26	S8026	M83446/08-75	S8075	1.20	36	43	7.9	120	0.60	200
M83446/08-27	S8027	M83446/08-76	S8076	1.50	36	43	7.9	100	1.1	160
M83446/08-28	S8028	M83446/08-77	S8077	1.80	38	45	7.9	90	1.1	160
M83446/08-29	S8029	M83446/08-78	S8078	2.20	38	45	7.9	85	1.5	130
M83446/08-30	S8030	M83446/08-79	S8079	2.70	41	48	7.9	80	1.7	125
M83446/08-31	S8031	M83446/08-80	S8080	3.30	42	50	7.9	75	1.8	120
M83446/08-32	S8032	M83446/08-81	S8081	3.90	42	50	7.9	65	2.0	110
M83446/08-33	S8033	M83446/08-82	S8082	4.70	41	48	7.9	55	2.3	100
M83446/08-34	S8034	M83446/08-83	S8083	5.60	41	48	7.9	45	2.6	98
M83446/08-35	S8035	M83446/08-84	S8084	6.80	36	43	7.9	40	2.8	94
M83446/08-36	S8036	M83446/08-85	S8085	8.20	36	43	7.9	35	3.0	90
M83446/08-37	S8037	M83446/08-86	S8086	10.0	36	43	7.9	33	3.3	87
M83446/08-38	S8038	M83446/08-87	S8087	12.0	36	43	7.9	26	4.0	79
M83446/08-39	S8039	M83446/08-88	S8088	15.0	32	38	2.5	24	4.2	79
M83446/08-40	S8040	M83446/08-89	S8089	18.0	32	38	2.5	21	4.4	75
M83446/08-41	S8041	M83446/08-90	S8090	22.0	32	38	2.5	19	7.5	57
M83446/08-42	S8042	M83446/08-91	S8091	27.0	32	38	2.5	14	8.0	55
M83446/08-43	S8043	M83446/08-92	S8092	33.0	30	35	2.5	12	13.0	45
M83446/08-44	S8044	M83446/08-93	S8093	39.0	30	35	2.5	10	17.0	38
M83446/08-45	S8045	M83446/08-94	S8094	47.0	30	35	2.5	9.0	19.0	36
M83446/08-46	S8046	M83446/08-95	S8095	56.0	30	35	2.5	8.5	23.0	33
M83446/08-47	S8047	M83446/08-96	S8096	68.0	30	35	2.5	8.2	25.0	32
M83446/08-48	S8048	M83446/08-97	S8097	82.0	30	35	2.5	8.0	28.0	30
M83446/08-49	S8049	M83446/08-98	S8098	100.0	30	35	2.5	7.0	31.0	28



Coast / Advanced Chip Magnetics
 4225 Spencer Street, Torrance CA 90503 · Phone 310-370-8188 · Fax 310-370-8388
 Web: www.coastacm.com · Email: sales@coastacm.com