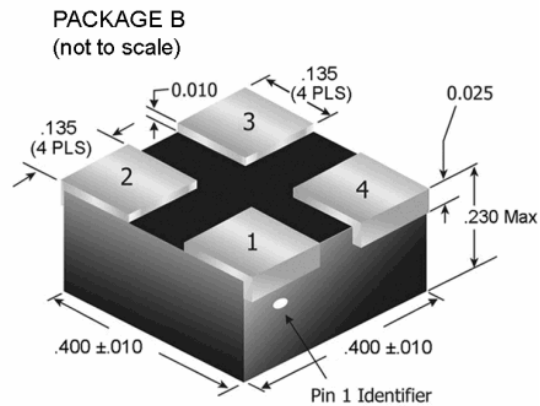
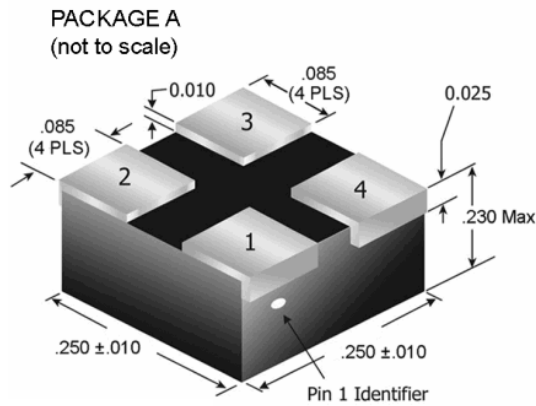


S92000 Series

MIL-STD-981, MIL-PRF-27

Power Inductors



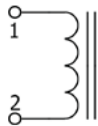
Tape & Reel (additional charge)		
Size	Small Reel (Qty)	Large Reel (Qty)
A	300	1000
B	200	650

Marking (on top of the case)

22558

S92xxx

Drawing measurements are in inches



Pins 3 & 4 are N/C

FEATURES

- Leadless device for minimum footprint
- Lead Pad Coplanarity Max: 0.002 inches; 0.05 mm
- Low EMI Radiation
- Low Thermal Expansion permits mounting on most substrate materials
- Custom Designs: Other electrical configurations and performance characteristics are available in various sizes and package types

SPECIFICATIONS

- Case: Grade 5, encapsulated
 - Terminals: tin-lead plated phosphor bronze
 - Weight: 1.25 ounces, maximum
 - Altitude: 70,000 feet, maximum
 - Operating temperature range: -55°C to 125°C
 - Insulation Resistance: MIL-STD-202, method 302, 1,000 megohms minimum at 100 V dc
 - Terminal strength: MIL-STD-202, method 211, test condition A, 2 lbs
 - Dielectric withstanding voltage (at sea level): 200 volts rms
 - Temperature rise 35°C max over ambient temperature of 90°C
 - Terminals meet solderability per MIL-STD-202, Method 208
 - Inductance measured at 0.1 Vrms, 10 kHz, 0 DC current
 - Outgassing meets NASA spec SP-R-0022A: TML < 1%
 - Meets the requirements of MIL-PRF-27 and MIL-STD-981, class S or class B
- Class S parts are intended for critical flight and mission-essential ground support applications and any application that is critical to safety. Class B parts are for use in noncritical flight and non-mission-essential ground support applications.

Part or Identifying Number (PIN):

S92xxxS: MIL-STD-981, Class S

S92xxxB: MIL-STD-981, Class B

S92100 Series (Size A)			
C/ACM Part Number	Inductance ±10 Percent (µH)	DC Resistance Max (Ω)	Rated DC (mA)
S92101	15	0.11	820
S92102	18	0.12	750
S92103	20	0.15	720
S92104	22	0.16	690
S92105	25	0.17	650
S92106	27	0.18	610
S92107	30	0.22	580
S92108	33	0.25	550
S92109	39	0.27	520
S92110	47	0.30	460
S92111	50	0.32	440
S92112	56	0.33	430
S92113	68	0.36	390
S92114	75	0.38	370
S92115	82	0.39	350
S92116	100	0.71	320
S92117	120	0.78	290
S92118	150	0.88	260
S92119	180	1.20	240
S92120	200	1.25	230
S92121	220	1.3	220
S92122	250	1.6	200
S92123	270	1.8	190
S92124	300	1.9	180
S92125	330	2.0	170
S92126	350	2.5	165
S92127	390	2.8	160
S92128	470	3.0	140
S92129	500	3.1	135
S92130	560	3.3	130
S92131	680	4.7	120
S92132	750	5.1	115
S92133	820	5.2	110
S92134	1000	7.3	100
S92135	1200	8.0	93
S92136	1500	11.0	83
S92137	1800	12.1	75
S92138	2000	15.0	70
S92139	2200	16.8	68
S92140	2700	18.6	62
S92141	3000	24.7	59

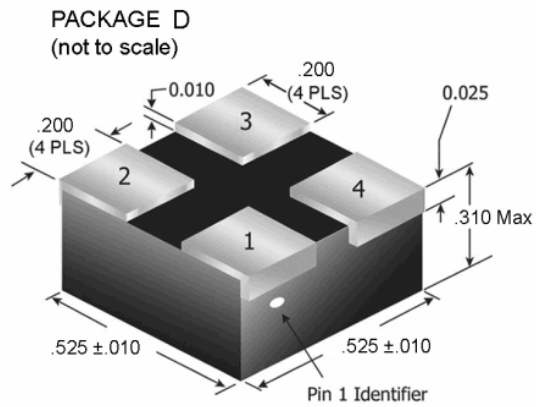
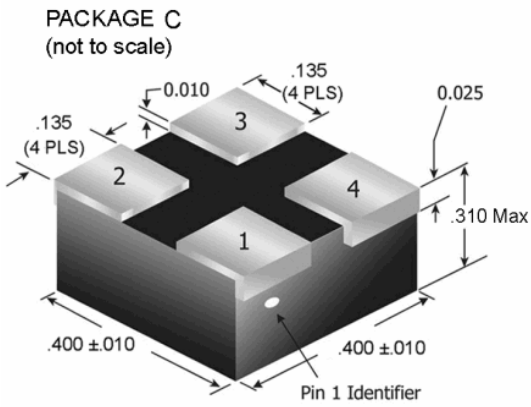
S92200 Series (Size B)			
C/ACM Part Number	Inductance ±10 Percent (µH)	DC Resistance Max (Ω)	Rated DC (mA)
S92201	15	0.069	1460
S92202	18	0.073	1380
S92203	20	0.078	1300
S92204	22	0.081	1240
S92205	25	0.100	1180
S92206	27	0.114	1130
S92207	30	0.120	1050
S92208	33	0.130	1000
S92209	39	0.177	920
S92210	47	0.196	830
S92211	50	0.200	800
S92212	56	0.209	780
S92213	68	0.263	710
S92214	75	0.285	670
S92215	82	0.315	640
S92216	100	0.443	580
S92217	120	0.484	530
S92218	150	0.694	470
S92219	180	0.760	430
S92220	200	0.800	410
S92221	220	0.84	390
S92222	250	1.00	370
S92223	270	1.18	350
S92224	300	1.22	330
S92225	330	1.29	320
S92226	350	1.50	300
S92227	390	1.76	290
S92228	470	1.94	260
S92229	500	2.00	250
S92230	560	2.12	240
S92231	680	2.88	220
S92232	750	3.00	210
S92233	820	3.16	200
S92234	1000	4.42	180
S92235	1200	4.84	160
S92236	1500	7.10	140
S92237	1800	7.77	120
S92238	2000	8.00	115
S92239	2200	8.58	112
S92240	2700	12.11	110
S92241	3000	13.00	100



Coast / Advanced Chip Magnetics

4225 Spencer Street, Torrance CA 90503 · Phone 310-370-8188 · Fax 310-370-8388

Web: www.coastacm.com · Email: sales@coastacm.com



Tape & Reel (additional charge)		
Size	Small Reel (Qty)	Large Reel (Qty)
C	200	650
D	125	300

Marking (on top of the case)

22558

S92xxx

Drawing measurements are in inches

S92300 Series (Size C)			
C/ACM Part Number	Inductance ±10 Percent (uH)	DC Resistance Max (Ω)	Rated DC (mA)
S92301	15	0.035	2000
S92302	18	0.047	1900
S92303	20	0.051	1700
S92304	22	0.055	1600
S92305	25	0.064	1550
S92306	27	0.074	1500
S92307	30	0.078	1420
S92308	33	0.083	1350
S92309	39	0.088	1300
S92310	47	0.119	1100
S92311	50	0.125	1050
S92312	56	0.131	1000
S92313	68	0.188	950
S92314	75	0.203	920
S92315	82	0.218	890
S92316	100	0.284	800
S92317	120	0.312	730
S92318	150	0.429	650
S92319	180	0.478	590
S92320	200	0.501	565
S92321	220	0.524	540
S92322	250	0.630	510
S92323	270	0.737	480
S92324	300	0.780	450
S92325	330	0.824	430
S92326	350	0.977	415
S92327	390	1.13	400
S92328	470	1.25	360
S92329	500	1.3	340
S92330	560	1.35	330
S92331	680	1.88	300
S92332	750	1.97	290
S92333	820	2.07	280
S92334	1000	2.88	250
S92335	1200	3.15	230
S92336	1500	4.35	200
S92337	1800	4.74	180
S92338	2000	5.69	175
S92339	2200	6.64	170
S92340	2700	7.38	150
S92341	3000	7.72	140

S92400 Series (Size D)			
C/ACM Part Number	Inductance ±10 Percent (uH)	DC Resistance Max (Ω)	Rated DC (mA)
S92401	15	0.0221	2760
S92402	18	0.0289	2300
S92403	20	0.0349	2250
S92404	22	0.0400	2200
S92405	25	0.0422	2100
S92406	27	0.0444	2000
S92407	30	0.0466	1900
S92408	33	0.0489	1800
S92409	39	0.0676	1600
S92410	47	0.0760	1400
S92411	50	0.089	1350
S92412	56	0.102	1300
S92413	68	0.113	1200
S92414	75	0.118	1150
S92415	82	0.123	1100
S92416	100	0.174	1000
S92417	120	0.192	920
S92418	150	0.268	830
S92419	180	0.289	760
S92420	200	0.351	720
S92421	220	0.413	680
S92422	250	0.434	650
S92423	270	0.456	620
S92424	300	0.480	590
S92425	330	0.505	560
S92426	350	0.599	530
S92427	390	0.693	510
S92428	470	0.755	470
S92429	500	0.887	450
S92430	560	1.02	430
S92431	680	1.13	390
S92432	750	1.34	370
S92433	820	1.56	350
S92434	1000	1.75	320
S92435	1200	1.89	290
S92436	1500	2.70	260
S92437	1800	2.96	240
S92438	2000	3.11	220
S92439	2200	3.27	210
S92440	2700	4.59	190
S92441	3000	4.93	180



Coast / Advanced Chip Magnetics

4225 Spencer Street, Torrance CA 90503 · Phone 310-370-8188 · Fax 310-370-8388

Web: www.coastacm.com · Email: sales@coastacm.com