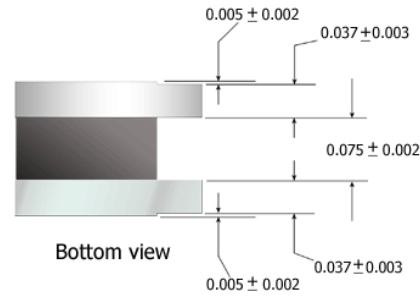
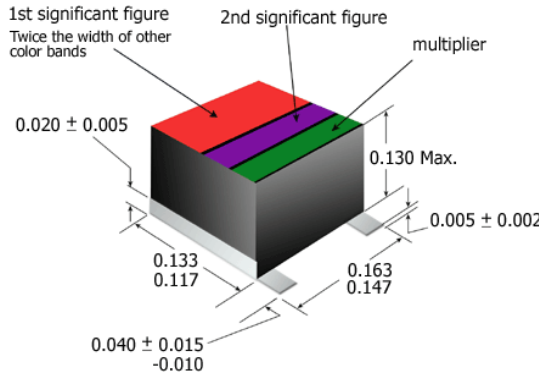


11000 Series

Fixed Chip Inductor

MIL-PRF-83446/11

QPL Approved



Tape & Reel (additional charge)	
Type	Reel (Qty)
Tabs	600
No Tabs	650

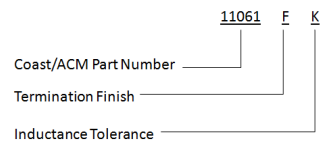
FEATURES

- Leadless device for minimum footprint
- Low EMI Radiation
- Low Thermal Expansion permits mounting on most substrate materials

SPECIFICATIONS

- Weight: 0.5 gram, maximum
- Operating temperature range: -55°C to 125°C
- Temperature rise (at 90°C): 35°C
- Altitude: 70,000 feet
- Dielectric withstanding voltage: Method 301 of MIL-STD-202, test voltage 500 Vrms
- Barometric Pressure: Method 105, test condition C, MIL-STD-202 (70,000 feet), test voltage 200 Vrms
- Space Application: Available to MIL-STD-981

Part or Identifying Number (PIN):



F: Termination Finish
A: Gold F: Tin-lead

K: Inductance Tolerance
M: ±20% K: ±10% J: ±5%
H: ±3% G: ±2% I: ±1%

With Tabs		Without Tabs		Inductance ±10% (µH)	Q Min	Q Typ	Test Freq (MHz)	SRF Min (MHz)	DCR Max (Ω)	Current Max (mA)
Dash Number	C/ACM P/N	Dash Number	C/ACM P/N							
M83446/11-01	11001	M83446/11-62	11062	0.10	90	100	25	600	0.03	1000
M83446/11-02	11002	M83446/11-63	11063	0.12	90	100	25	520	0.03	1000
M83446/11-03	11003	M83446/11-64	11064	0.15	90	100	25	490	0.03	1000
M83446/11-04	11004	M83446/11-65	11065	0.18	90	100	25	460	0.04	1000
M83446/11-05	11005	M83446/11-66	11066	0.22	90	100	25	430	0.04	1000
M83446/11-06	11006	M83446/11-67	11067	0.27	100	113	25	370	0.04	1000
M83446/11-07	11007	M83446/11-68	11068	0.33	105	120	25	310	0.05	750
M83446/11-08	11008	M83446/11-69	11069	0.39	115	130	25	280	0.05	750
M83446/11-09	11009	M83446/11-70	11070	0.47	115	130	25	260	0.05	750
M83446/11-10	11010	M83446/11-71	11071	0.56	115	130	25	240	0.06	700
M83446/11-11	11011	M83446/11-72	11072	0.68	115	130	25	200	0.06	700
M83446/11-12	11012	M83446/11-73	11073	0.82	115	130	25	185	0.06	700
M83446/11-13	11013	M83446/11-74	11074	1.0	115	130	25	175	0.09	650
M83446/11-14	11014	M83446/11-75	11075	1.2	90	100	7.9	150	0.09	650
M83446/11-15	11015	M83446/11-76	11076	1.5	100	115	7.9	135	0.14	600
M83446/11-16	11016	M83446/11-77	11077	1.8	100	115	7.9	120	0.20	500
M83446/11-17	11017	M83446/11-78	11078	2.2	100	115	7.9	105	0.30	400
M83446/11-18	11018	M83446/11-79	11079	2.7	100	115	7.9	85	0.40	350
M83446/11-19	11019	M83446/11-80	11080	3.3	100	115	7.9	80	0.46	330
M83446/11-20	11020	M83446/11-81	11081	3.9	105	120	7.9	64	0.52	310
M83446/11-21	11021	M83446/11-82	11082	4.7	115	130	7.9	56	0.54	300
M83446/11-22	11022	M83446/11-83	11083	5.6	115	130	7.9	49	0.60	285
M83446/11-23	11023	M83446/11-84	11084	6.8	115	130	7.9	45	0.66	270
M83446/11-24	11024	M83446/11-85	11085	8.2	115	130	7.9	41	1.00	225
M83446/11-25	11025	M83446/11-86	11086	10.0	115	130	7.9	39	1.20	200
M83446/11-26	11026	M83446/11-87	11087	12.0	100	113	2.5	34	1.5	180
M83446/11-27	11027	M83446/11-88	11088	15.0	100	113	2.5	30	1.8	170
M83446/11-28	11028	M83446/11-89	11089	18.0	100	113	2.5	26	1.9	160
M83446/11-29	11029	M83446/11-90	11090	22.0	105	120	2.5	23	2.1	150
M83446/11-30	11030	M83446/11-91	11091	27.0	110	125	2.5	20	2.4	140
M83446/11-31	11031	M83446/11-92	11092	33.0	115	130	2.5	18	2.7	130
M83446/11-32	11032	M83446/11-93	11093	39.0	115	130	2.5	17	3.1	125
M83446/11-33	11033	M83446/11-94	11094	47.0	115	130	2.5	16	3.2	125
M83446/11-34	11034	M83446/11-95	11095	56.0	110	125	2.5	14	3.5	120
M83446/11-35	11035	M83446/11-96	11096	68.0	110	125	2.5	12	4.0	111
M83446/11-36	11036	M83446/11-97	11097	82.0	110	125	2.5	10	4.8	102
M83446/11-37	11037	M83446/11-98	11098	100.0	110	125	2.5	9.4	5.7	93
M83446/11-38	11038	M83446/11-99	11099	120.0	85	95	0.79	8.0	6.2	89
M83446/11-39	11039	M83446/11-100	11100	150.0	85	95	0.79	8.0	6.3	89
M83446/11-40	11040	M83446/11-101	11101	180.0	85	95	0.79	6.9	6.4	88
M83446/11-41	11041	M83446/11-102	11102	220.0	85	95	0.79	6.1	7.4	82
M83446/11-42	11042	M83446/11-103	11103	270.0	85	95	0.79	5.2	8.1	78
M83446/11-43	11043	M83446/11-104	11104	330.0	100	113	0.79	4.6	8.8	75
M83446/11-44	11044	M83446/11-105	11105	390.0	100	113	0.79	4.0	9.7	72
M83446/11-45	11045	M83446/11-106	11106	470.0	100	113	0.79	3.6	10.0	69
M83446/11-46	11046	M83446/11-107	11107	560.0	100	113	0.79	2.8	11.0	66
M83446/11-47	11047	M83446/11-108	11108	680.0	100	113	0.79	2.3	12.0	64
M83446/11-48	11048	M83446/11-109	11109	820.0	95	106	0.79	2.1	17.0	53
M83446/11-49	11049	M83446/11-110	11110	1000.0	95	106	0.79	2.0	22.0	47
M83446/11-50	11050	M83446/11-111	11111	1200.0	75	87	0.25	1.7	24.0	45
M83446/11-51	11051	M83446/11-112	11112	1500.0	75	87	0.25	1.6	25.0	44
M83446/11-52	11052	M83446/11-113	11113	1800.0	75	87	0.25	1.5	27.0	43
M83446/11-53	11053	M83446/11-114	11114	2200.0	75	87	0.25	1.4	30.0	40
M83446/11-54	11054	M83446/11-115	11115	2700.0	75	87	0.25	1.3	34.0	38
M83446/11-55	11055	M83446/11-116	11116	3300.0	75	87	0.25	1.2	39.0	35
M83446/11-56	11056	M83446/11-117	11117	3900.0	75	87	0.25	1.1	56.0	29
M83446/11-57	11057	M83446/11-118	11118	4700.0	75	87	0.25	1.0	70.0	26
M83446/11-58	11058	M83446/11-119	11119	5600.0	75	87	0.25	0.90	80.0	25
M83446/11-59	11059	M83446/11-120	11120	6800.0	75	85	0.25	0.80	90.0	23
M83446/11-60	11060	M83446/11-121	11121	8200.0	75	85	0.25	0.70	100.0	22
M83446/11-61	11061	M83446/11-122	11122	10000.0	75	85	0.25	0.70	110.0	21



Coast / Advanced Chip Magnetics
4225 Spencer Street, Torrance CA 90503 · Phone 310-370-8188 · Fax 310-370-8388
Web: www.coastacm.com · Email: sales@coastacm.com