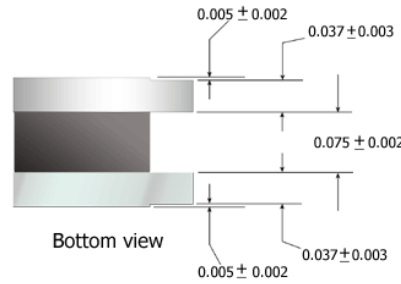
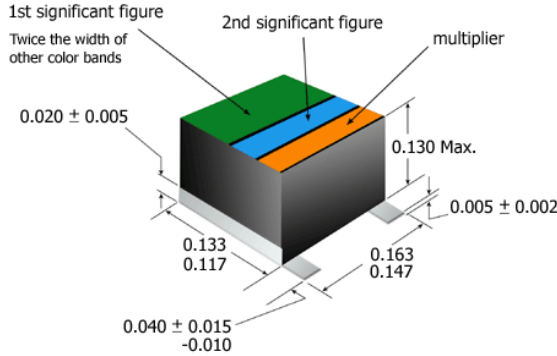


# S10000 Series

# MIL-STD-981, MIL-PRF-83446/10

## Fixed Chip Inductor

## QPL Approved



Tape & Reel (additional charge)	
Type	Reel (Qty)
Tabs	600
No Tabs	650


### FEATURES

- Leadless device for minimum footprint
- Low EMI Radiation
- Low Thermal Expansion permits mounting on most substrate materials
- Custom Designs: Other electrical configurations and performance characteristics are available in various sizes and package types

### SPECIFICATIONS

- Weight: 0.5 gram, maximum
- Operating temperature range: -55°C to 125°C
- Temperature rise (at 90°C): 35°C
- Altitude: 70,000 feet
- Dielectric withstanding voltage: Method 301 of MIL-STD-202, test voltage 500 Vrms
- Barometric Pressure: Method 105, test condition C, MIL-STD-202 (70,000 feet), test voltage 200 Vrms
- Outgassing meets NASA spec SP-R-0022A: TML < 1%
- Meets the requirements of MIL-PRF-83446 and MIL-STD-981, class S or class B
- Class S parts are intended for critical flight and mission-essential ground support applications and any application that is critical to safety.
- Class B parts are for use in noncritical flight and non-mission-essential ground support applications.

#### Part or Identifying Number (PIN):



- F: Termination Finish  
 A: Gold F: Tin-lead  
 K: Inductance Tolerance  
 M: ±20% K: ±10% J: ±5%  
 H: ±3% G: ±2% I: ±1%  
 S: Product Class (see above for details)  
 S: Class S B: Class B

With Tabs		Without Tabs		Inductance ±10% (μH)	Q Min	Q Typ	Test Freq (MHz)	SRF Min (MHz)	DCR Max (Ω)	Current Max (mA)
Dash Number	C/ACM P/N	Dash Number	C/ACM P/N							
M83446/10-01	S10001	M83446/10-62	S10062	0.010	60	65	150	2000	0.04	1000
M83446/10-02	S10002	M83446/10-63	S10063	0.012	70	82	150	1800	0.04	1000
M83446/10-03	S10003	M83446/10-64	S10064	0.015	75	87	150	1500	0.04	1000
M83446/10-04	S10004	M83446/10-65	S10065	0.018	75	87	150	1500	0.04	1000
M83446/10-05	S10005	M83446/10-66	S10066	0.022	60	65	100	1300	0.05	1000
M83446/10-06	S10006	M83446/10-67	S10067	0.027	60	70	100	1300	0.05	1000
M83446/10-07	S10007	M83446/10-68	S10068	0.033	60	70	100	1000	0.05	1000
M83446/10-08	S10008	M83446/10-69	S10069	0.039	60	70	100	1000	0.06	900
M83446/10-09	S10009	M83446/10-70	S10070	0.047	65	75	100	800	0.06	900
M83446/10-10	S10010	M83446/10-71	S10071	0.056	65	75	100	760	0.06	900
M83446/10-11	S10011	M83446/10-72	S10072	0.068	65	75	100	700	0.07	840
M83446/10-12	S10012	M83446/10-73	S10073	0.082	65	75	100	650	0.07	840
M83446/10-13	S10013	M83446/10-74	S10074	0.100	65	77	50	570	0.07	840
M83446/10-14	S10014	M83446/10-75	S10075	0.120	65	77	50	520	0.07	840
M83446/10-15	S10015	M83446/10-76	S10076	0.150	75	87	50	400	0.08	790
M83446/10-16	S10016	M83446/10-77	S10077	0.180	75	87	50	360	0.08	790
M83446/10-17	S10017	M83446/10-78	S10078	0.220	70	80	50	320	0.08	790
M83446/10-18	S10018	M83446/10-79	S10079	0.270	70	80	50	270	0.10	700
M83446/10-19	S10019	M83446/10-80	S10080	0.330	70	80	50	240	0.10	700
M83446/10-20	S10020	M83446/10-81	S10081	0.390	70	80	50	220	0.10	700
M83446/10-21	S10021	M83446/10-82	S10082	0.470	70	80	25	190	0.14	590
M83446/10-22	S10022	M83446/10-83	S10083	0.560	70	82	25	170	0.19	510
M83446/10-23	S10023	M83446/10-84	S10084	0.680	70	83	25	160	0.26	430
M83446/10-24	S10024	M83446/10-85	S10085	0.820	75	84	25	150	0.30	400
M83446/10-25	S10025	M83446/10-86	S10086	1.00	75	87	25	130	0.34	380
M83446/10-26	S10026	M83446/10-87	S10087	1.20	65	73	7.9	120	0.45	330
M83446/10-27	S10027	M83446/10-88	S10088	1.50	65	73	7.9	110	0.57	290
M83446/10-28	S10028	M83446/10-89	S10089	1.80	65	73	7.9	100	0.72	260
M83446/10-29	S10029	M83446/10-90	S10090	2.20	65	73	7.9	80	0.9	230
M83446/10-30	S10030	M83446/10-91	S10091	2.70	65	73	7.9	60	1.1	210
M83446/10-31	S10031	M83446/10-92	S10092	3.30	60	70	7.9	50	1.2	200
M83446/10-32	S10032	M83446/10-93	S10093	3.90	60	70	7.9	45	1.4	180
M83446/10-33	S10033	M83446/10-94	S10094	4.70	60	70	7.9	42	1.6	170
M83446/10-34	S10034	M83446/10-95	S10095	5.60	65	75	7.9	40	1.8	160
M83446/10-35	S10035	M83446/10-96	S10096	6.80	65	75	7.9	37	2.4	140
M83446/10-36	S10036	M83446/10-97	S10097	8.20	65	75	7.9	34	3.0	130
M83446/10-37	S10037	M83446/10-98	S10098	10.0	65	75	7.9	29	3.5	120
M83446/10-38	S10038	M83446/10-99	S10099	12.0	60	70	2.5	27	3.6	118
M83446/10-39	S10039	M83446/10-100	S10100	15.0	60	70	2.5	22	3.7	115
M83446/10-40	S10040	M83446/10-101	S10101	18.0	60	72	2.5	17	3.8	114
M83446/10-41	S10041	M83446/10-102	S10102	22.0	60	72	2.5	16	3.9	113
M83446/10-42	S10042	M83446/10-103	S10103	27.0	65	75	2.5	15	4.0	110
M83446/10-43	S10043	M83446/10-104	S10104	33.0	65	75	2.5	14	5.0	100
M83446/10-44	S10044	M83446/10-105	S10105	39.0	65	75	2.5	13	7.0	84
M83446/10-45	S10045	M83446/10-106	S10106	47.0	70	78	2.5	12	8.0	79
M83446/10-46	S10046	M83446/10-107	S10107	56.0	70	78	2.5	11	10.0	70
M83446/10-47	S10047	M83446/10-108	S10108	68.0	65	75	2.5	10	11.0	67
M83446/10-48	S10048	M83446/10-109	S10109	82.0	60	72	2.5	9	12.0	64
M83446/10-49	S10049	M83446/10-110	S10110	100.0	60	70	2.5	8	13.0	62
M83446/10-50	S10050	M83446/10-111	S10111	120.0	40	48	0.79	7	14.0	59
M83446/10-51	S10051	M83446/10-112	S10112	150.0	40	48	0.79	6	16.0	56
M83446/10-52	S10052	M83446/10-113	S10113	180.0	40	48	0.79	5	18.0	52
M83446/10-53	S10053	M83446/10-114	S10114	220.0	40	48	0.79	4	24.0	45
M83446/10-54	S10054	M83446/10-115	S10115	270.0	40	48	0.79	3.3	25.0	44
M83446/10-55	S10055	M83446/10-116	S10116	330.0	40	48	0.79	3.1	29.0	41
M83446/10-56	S10056	M83446/10-117	S10117	390.0	40	48	0.79	2.9	32.0	39
M83446/10-57	S10057	M83446/10-118	S10118	470.0	35	45	0.79	2.4	35.0	37
M83446/10-58	S10058	M83446/10-119	S10119	560.0	35	45	0.79	2.1	45.0	33
M83446/10-59	S10059	M83446/10-120	S10120	680.0	35	40	0.79	1.9	55.0	30
M83446/10-60	S10060	M83446/10-121	S10121	820.0	30	36	0.79	1.8	70.0	26
M83446/10-61	S10061	M83446/10-122	S10122	1000.0	30	36	0.79	1.7	80.0	25



Coast / Advanced Chip Magnetics  
 4225 Spencer Street, Torrance CA 90503 · Phone 310-370-8188 · Fax 310-370-8388  
 Web: www.coastacm.com · Email: sales@coastacm.com