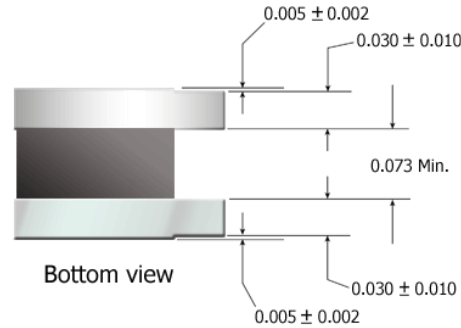
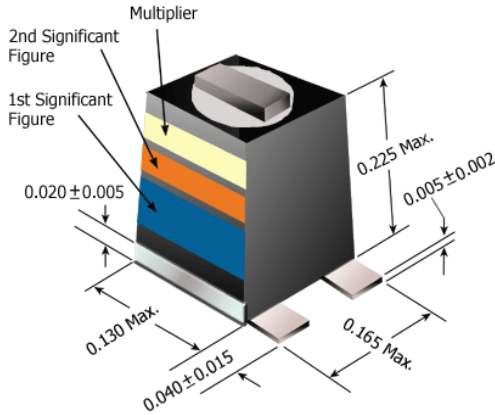


S9000 Series

MIL-STD-981, MIL-PRF-83446/9

Variable Chip Inductor

QPL Approved



Part Number	Description
TT9000	Tuning Tool

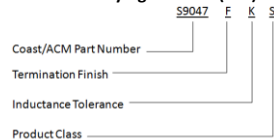
FEATURES

- Leadless device for minimum footprint
- Low EMI Radiation
- Low Thermal Expansion permits mounting on most substrate materials
- Custom Designs: Other electrical configurations and performance characteristics are available in various sizes and package types

SPECIFICATIONS

- Weight: 0.5 gram, maximum
- Operating temperature range: -55°C to 125°C
- Temperature rise (at 90°C): 35°C
- Altitude: 70,000 feet
- Dielectric withstanding voltage: Method 301 of MIL-STD-202, test voltage 500 Vrms
- Barometric Pressure: Method 105, test condition C, MIL-STD-202 (70,000 feet), test voltage 200 Vrms
- Outgassing meets NASA spec SP-R-0022A: TML < 1%
- Meets the requirements of MIL-PRF-83446 and MIL-STD-981, class S or class B
- Class S parts are intended for critical flight and mission-essential ground support applications and any application that is critical to safety.
- Class B parts are for use in non-flight and non-mission-essential ground support applications.

Part or Identifying Number (PIN):



F: Termination Finish

A: Gold F: Tin-lead

K: Inductance Tolerance

M: ±20% K: ±10% J: ±5%
H: ±3% G: ±2% I: ±1%

S: Product Class (see above for details)

S: Class S B: Class B

With Tabs		Without Tabs		Inductance (µH)			Q Min at L Nom	Q Typ at L Nom	Test Freq (MHz)	SRF Min (MHz)	DCR Max (Ω)	Current Max (mA)
Dash Number	C/AC M P/N	Dash Number	C/AC M P/N	Min	Nom	Max						
M83446/09-01	S9001	M83446/09-48	S9048	0.015	0.018	0.021	50	60	150	1200	0.03	750
M83446/09-02	S9002	M83446/09-49	S9049	0.018	0.022	0.026	55	65	150	1100	0.03	750
M83446/09-03	S9003	M83446/09-50	S9050	0.022	0.027	0.032	55	65	150	1000	0.03	750
M83446/09-04	S9004	M83446/09-51	S9051	0.027	0.033	0.039	55	65	150	900	0.04	750
M83446/09-05	S9005	M83446/09-52	S9052	0.033	0.039	0.047	55	65	150	750	0.04	750
M83446/09-06	S9006	M83446/09-53	S9053	0.039	0.047	0.056	55	65	100	660	0.04	750
M83446/09-07	S9007	M83446/09-54	S9054	0.047	0.056	0.068	55	65	100	610	0.05	700
M83446/09-08	S9008	M83446/09-55	S9055	0.055	0.068	0.083	55	65	100	550	0.05	700
M83446/09-09	S9009	M83446/09-56	S9056	0.067	0.082	0.099	55	65	100	520	0.06	645
M83446/09-10	S9010	M83446/09-57	S9057	0.080	0.100	0.120	55	65	100	490	0.06	645
M83446/09-11	S9011	M83446/09-58	S9058	0.096	0.120	0.144	50	60	50	460	0.07	600
M83446/09-12	S9012	M83446/09-59	S9059	0.12	0.15	0.18	50	60	50	430	0.08	560
M83446/09-13	S9013	M83446/09-60	S9060	0.14	0.18	0.22	50	60	50	385	0.09	525
M83446/09-14	S9014	M83446/09-61	S9061	0.17	0.22	0.27	45	51	50	330	0.10	500
M83446/09-15	S9015	M83446/09-62	S9062	0.21	0.27	0.33	45	51	50	300	0.15	400
M83446/09-16	S9016	M83446/09-63	S9063	0.26	0.33	0.40	45	51	50	275	0.19	360
M83446/09-17	S9017	M83446/09-64	S9064	0.32	0.39	0.47	40	50	50	240	0.25	300
M83446/09-18	S9018	M83446/09-65	S9065	0.37	0.47	0.57	40	50	25	210	0.30	280
M83446/09-19	S9019	M83446/09-66	S9066	0.46	0.56	0.68	40	50	25	190	0.40	250
M83446/09-20	S9020	M83446/09-67	S9067	0.54	0.68	0.82	40	50	25	165	0.60	200
M83446/09-21	S9021	M83446/09-68	S9068	0.68	0.82	1.00	40	50	25	155	0.70	180
M83446/09-22	S9022	M83446/09-69	S9069	0.75	1.00	1.25	40	50	25	140	0.90	160
M83446/09-23	S9023	M83446/09-70	S9070	0.70	1.20	1.50	35	44	25	125	1.1	150
M83446/09-24	S9024	M83446/09-71	S9071	1.13	1.50	1.87	30	38	7.9	115	1.3	135
M83446/09-25	S9025	M83446/09-72	S9072	1.35	1.80	2.25	30	38	7.9	105	1.7	120
M83446/09-26	S9026	M83446/09-73	S9073	1.65	2.20	2.75	30	38	7.9	100	2.3	100
M83446/09-27	S9027	M83446/09-74	S9074	2.02	2.70	3.37	25	35	7.9	85	3.0	90
M83446/09-28	S9028	M83446/09-75	S9075	2.48	3.30	4.12	25	35	7.9	75	3.9	80
M83446/09-29	S9029	M83446/09-76	S9076	2.92	3.9	4.87	25	33	7.9	47	3.9	80
M83446/09-30	S9030	M83446/09-77	S9077	3.52	4.7	5.88	25	33	7.9	30	3.9	80
M83446/09-31	S9031	M83446/09-78	S9078	4.2	5.6	7.0	22	30	7.9	24	4.0	75
M83446/09-32	S9032	M83446/09-79	S9079	5.1	6.8	8.5	22	30	7.9	23	4.0	75
M83446/09-33	S9033	M83446/09-80	S9080	6.1	8.2	10.2	22	30	7.9	22	4.5	72
M83446/09-34	S9034	M83446/09-81	S9081	7.5	10.0	12.5	22	30	7.9	21	4.5	72
M83446/09-35	S9035	M83446/09-82	S9082	9.0	12.0	15.0	22	30	7.9	17	5.0	70
M83446/09-36	S9036	M83446/09-83	S9083	11.2	15.0	18.7	22	30	2.5	15	6.0	65
M83446/09-37	S9037	M83446/09-84	S9084	13.5	18.0	22.5	22	30	2.5	14	8.0	55
M83446/09-38	S9038	M83446/09-85	S9085	16.5	22.0	27.5	22	30	2.5	13	10.0	50
M83446/09-39	S9039	M83446/09-86	S9086	20.2	27.0	31.3	22	30	2.5	11	11.0	45
M83446/09-40	S9040	M83446/09-87	S9087	24.7	33.0	41.2	22	30	2.5	10	13.0	43
M83446/09-41	S9041	M83446/09-88	S9088	29.2	39.0	48.8	22	30	2.5	9	14.0	42
M83446/09-42	S9042	M83446/09-89	S9089	35.2	47.0	58.8	22	30	2.5	8	15.0	40
M83446/09-43	S9043	M83446/09-90	S9090	42.0	56.0	70.0	22	30	2.5	7	19.0	36
M83446/09-44	S9044	M83446/09-91	S9091	51.0	68.0	85.0	22	30	2.5	6	24.0	32
M83446/09-45	S9045	M83446/09-92	S9092	62.0	82.0	102.0	25	33	2.5	5	31.0	28
M83446/09-46	S9046	M83446/09-93	S9093	75.0	100.0	125.0	25	33	2.5	4	40.0	25
M83446/09-47	S9047	M83446/09-94	S9094	90.0	120.0	150.0	25	33	2.5	3	50.0	22



Coast / Advanced Chip Magnetics

4225 Spencer Street, Torrance CA 90503 · Phone 310-370-8188 · Fax 310-370-8388

Web: www.coastacm.com · Email: sales@coastacm.com