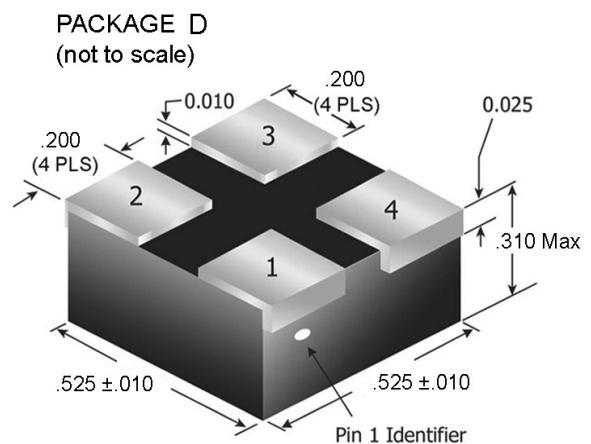
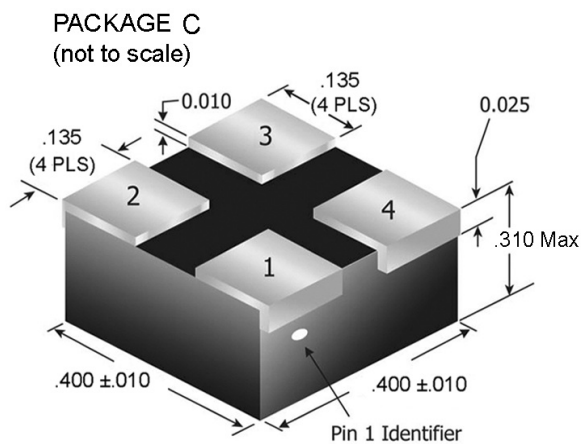
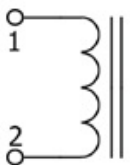


Drawing measurements are in inches



Drawing measurements are in inches



Pins 3 & 4 are N/C

UNLESS OTHERWISE SPECIFIED, DIMENSIONS ARE IN INCHES, TOLERANCES: ANGLES  $\pm .5^\circ$ , 2 PL DEC  $\pm .03$ , 3 PL DEC  $\pm .010$

|       |  |                                     |               |         |
|-------|--|-------------------------------------|---------------|---------|
| Drawn |  | <b>COAST/ACM</b>                    | Customer:     |         |
| Q.A.  |  |                                     | Customer P/N: | Rev.    |
| Apvd  |  | <b>Power Inductors 92000 series</b> | C/ACM P/N:    | Rev. NC |

